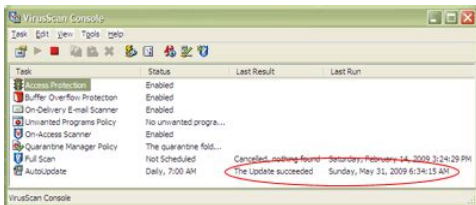


Cara update manual anti virus mcafee



File Name: Cara update manual anti virus mcafee.pdf

Size: 2680 KB

Type: PDF, ePub, eBook

Category: Book

Uploaded: 1 May 2019, 12:14 PM

Rating: 4.6/5 from 688 votes.

Download Now!

Please check the box below to proceed.



I'm not a robot



reCAPTCHA
Privacy - Terms

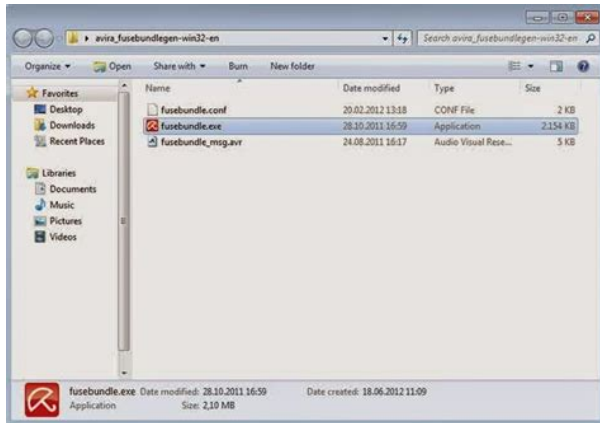
Book Descriptions:

Cara update manual anti virus mcafee



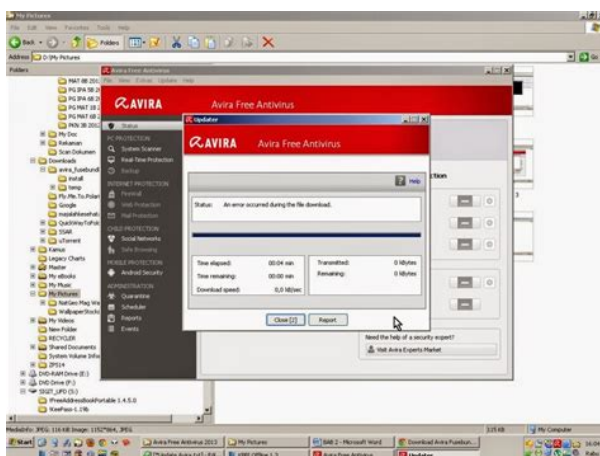
If you continue to get this error, please contact the Administrator. Other names may be trademarks of their respective owners. If you continue to get this error, please contact the Administrator. Other names may be trademarks of their respective owners. Upgrade your scanning engine and your virus signature DAT with the latest SuperDAT update file. Unlike the competition, exclusive McAfee Active Protection technology instantly analyzes and blocks new and emerging threats in milliseconds so there's virtually no gap in your protection. Work or play with minimal interruptions with fast and effective virus, malware, and spyware scanning. Schedule security scans when you're not using your PC. Automatic scans and updates occur when your PC is idle. All of which means, McAfee Total Protection won't slow you down. The Home Screen gives you all the information you need at a glance. And you're never more than one click away from it, which eliminates popup windows and makes for easy navigation. Simplified alerts and scan results make it easier than ever to protect your PC. A New Folder on your desktop is fine. It is not a substitute for full antivirus protection, but rather a tool to assist administrators and users when dealing with an infected system. Terms of Use Privacy Policy Advertise. Rahasia kenapa laptopku selalu terbebas dari virus dan spyware adalah karena aku menggunakan antivirus dan antispay yang terupdate setiap hari dan setiap aku online aku memang selalu mengecek apakah antivirus sudah terupdate secara otomatis, jika belum terupdate biasanya aku melakukan update secara manual dengan mendownload superdat dari situs McAfee. Bagaimana cara melakukan update secara otomatis. Syarat utama adalah harus terhubung dengan jaringan internet, jika syarat utama tersebut telah terpenuhi silahkan melakukan konfigurasi pada McAfee agar update setiap hari dengan jam yang bisa diatur. Kalau aku selalu setting setiap jam 07.00 pagi McAfee selalu update otomatis. <http://dermalab.pl/userfiles/e46-auto-to-manual.xml>

- **cara update manual anti virus mcafee, cara update manual anti virus mcafee download, cara update manual anti virus mcafee free, cara update manual anti virus mcafee windows 10, cara update manual anti virus mcafee reviews.**



Jika proses update tidak berhasil biasanya dapat dilihat pada VirusScan Console jika telah tertulis “ The Update Succeeded ” maka update telah berhasil seperti gambar dibawah ini. Update manual dengan komputer terhubung internet. Jika tidak berhasil melakukan update otomatis lakukan saja update secara manual dengan cara klik icon McAfee kemudian klik Update Now dan tunggu beberapa saat maka akan muncul update in progress seperti gambar kedua dibawah ini, tunggu sampai dengan selesai. Jika telah selesai lihat di VirusScan Console apakah update telah berhasil apa belum. Jika kedua cara diatas tidak berhasil download sdat dari McAfee pada situs McAfee, caranya adalah silahkan berkunjung ke warnet atau ketika berada di kantor silahkan download sdat dari situs McAfee di, jika mengetikkan www.nai.com pada browser nanti akan di redirect ke setelah terbuka seluruhkan arahkan mouse pada situs tersebut yang paling bawah nanti akan menemukan link Site Map seperti pada gambar dibawah, klik Site Map tersebut dan tunggu beberapa saat sampai halaman penuh muncul di browser dan klik security update seperti pada gambar berikut Atau silahkan klik link berikut untuk mendownload sdat versi terbaru kemudian klik “I Agree” kemudian pilih “superdats” seperti pada gambar berikut. Karena kita melakukan download secara manual, maka file sdat yang kita download sangat besar sekali, pada tahun 1999 sdat ini hanya sebenar 1 MB, saya masih ingat degan modal disket saya sudah bisa update sdat dari warnet, tapi sekarang sdat tersebut sudah mencapai 106 MB. Jika download telah selesai lakukan klik 2 kali pada file tersebut dan ikuti perintahnya. Cek pada VirusScan Console apakah update telah berhasil. Selamat

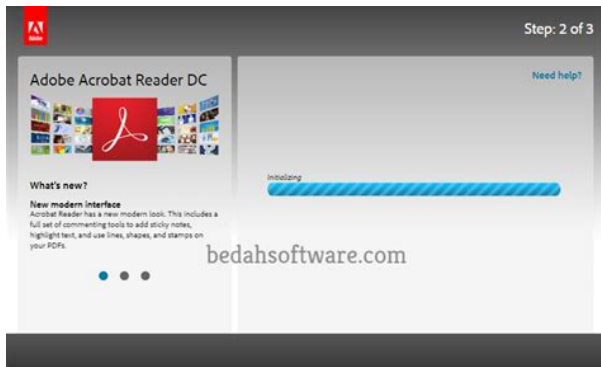
mencoba <http://www.mohini.cn/fckeditor/editor/filemanager/connectors/php/fckeditor/upload/202009/e46-bentley-manual-amazon.xml>



0 0 vote Article Rating Related Posts Cara Blokir Aplikasi Play Store Android di Mikrotik Cara Blokir Windows Update di Mikrotik Cara Mengatasi Windows 10 Updates Pending and Not Installing Cara Akses Modem Huawei HG8245H dari Internet Update KB4494441 Windows 10 Membuat Error Aster

V2.25 Cara Blokir Whatsapp atau WA dengan Mikrotik Cara Bypass Internet Positif di Indihome Categories Komputer Tags cara update mcafee, cara update mcafee online, McAfee, sdat, SDAT TERBARU, update, update antivirus Subscribe Connect with I allow to create an account When you login first time using a Social Login button, we collect your account public profile information shared by Social Login provider, based on your privacy settings. We also get your email address to automatically create an account for you in our website. Once your account is created, you'll be logged in to this account. We also get your email address to automatically create an account for you in our website. Once your account is created, you'll be logged in to this account. Mas mo nanya kalau pada saat proses Update Anti Virus ini kemudian muncul perintah ini " Error One more McAfee Point Products cannot be update by this package. Please run an appropriate package to update the point products." sehingga prosesnya gagal. Mas mo nanya kalau pada saat proses Update Anti Virus ini kemudian muncul perintah ini " Error One more McAfee Point Products cannot be update by this package. Please run an appropriate package to update the point products." sehingga prosesnya gagal. Up to 64 schedules can be created and maximum 5 scan jobs can run concurrently. To create a scan job, follow the steps below. Separate each entry by a space in the same line or enter one entry per line. Specify the maximum amount of data 14096 MB in an archive file for scanning if applicable. No actions will be done to the infected files. The file can be opened by a text editor, such as WordPad.

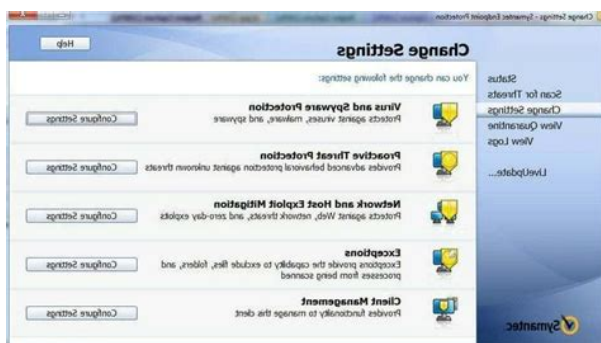
Users can manually delete or restore the quarantined files, or restore and add the files to the exclude list. The file cannot be recovered. The files cannot be recovered. The files cannot be recovered. OLED TV Which Instant Pot Should You Buy 4K TV Buying Guide Soundbar buying guide Google Home vs. Amazon Echo Laptop Buying Guide MacBook Pro vs MacBook Air Nintendo Switch vs. Switch Lite Which is better. Although you could turn to the company founder for advice, your best bet in learning how to uninstall McAfee is to follow the steps below. Windows Defender is good, but using one of the best free antivirus applications is an excellent second step in protecting your system. Here's how to get rid of McAfee products with Windows' built-in tools. When asked, confirm your choice by clicking Uninstall again. Once you confirm, you'll go through the McAfee uninstaller. Each version is a little different, but follow through with the removal instructions, and it will automatically uninstall the McAfee product from your PC. It does not require an install. When completed, if you would like further information about the process, click View Logs. But McAfee software is a little more complicated and tends to be harder to remove than that. Fortunately, there is a more effective method that you can try. Open your Applications folder and choose the Utilities folder. In Utilities, open up the Terminal. When this process is done, reboot your Mac and live your McAfee-free life. In this case, the best option is to get a good uninstaller app and use it to extract any remaining McAfee files forcibly. AppCleaner is a free and fast option, or you can pick the uninstaller of your choice! Here's how to fix it Digital Trends may earn a commission when you buy through links on our site. It is recommended to select When I restart my PC from the dropdown menu. Click on the Turn off button to confirm your selection. It is recommended to select When I restart my PC from the drop down menu.



<http://eco-region31.ru/bosch-router-1617evspk-manual>

Click on the Turn off button to confirm your selection. This EndUser License Agreement this “Agreement” is a legal document that contains the terms and conditions under which limited use of certain Software as defined below that operates with the Product is licensed to you. Software does not include any Open Source Software as defined below. As part of this license, you may A operate the Software in the manner described in the user documentation for the Software; B where the Software is provided for download onto a personal computer or mobile device, make as many copies of the Software as you reasonably need for your own use this does not include firmware; and C permanently transfer all of your rights to use the Product including but not limited to the Software to another person, so long as that person also agrees to be bound by this Agreement, and following such transfer you stop using the Product and the Software. You only have the nonexclusive right to use the Software in accordance with this Agreement. All rights not expressly granted to you by Belkin under this Agreement are hereby reserved by Belkin. You will not acquire such rights, whether through estoppel, implication, or otherwise. Such terms of use may prohibit you from doing some of the things you are permitted to do under this Agreement, or permit you to do some of the things you are prohibited from doing under this Agreement. In addition, application of the App Store’s terms of use may result in other terms of this Agreement not being applicable to the Software or applying in a different way than this Agreement states. If your use of the Software is subject to an App Store’s terms of use, then in the event of any conflict or ambiguity between the terms of this Agreement and such App Store’s terms of use, the App Store’s terms of use will govern, but only to the extent necessary to resolve such conflict or ambiguity, and the terms of this Agreement will otherwise remain in full force and effect.

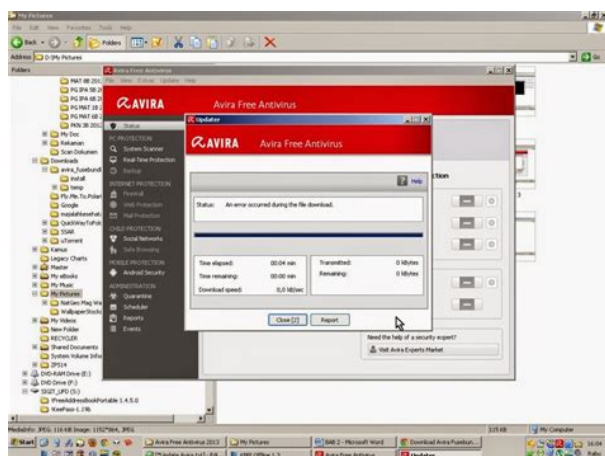
<https://www.firstimpressionspro.com/images/cable-puller-manual.pdf>



Notwithstanding anything to the contrary in this Agreement, by using the Software, you acknowledge and agree that it is solely your responsibility to understand the terms of this Agreement, as well as the terms of use of any App Store that may be relevant to the Software or the Product. If you decide not to download and use an upgrade or update provided by Belkin, you

understand that you could put the Software at risk to serious security threats or cause the Software to become unusable or unstable. Some Products include an autoupdate feature, which gives us the ability to make updates automatically. You can change autoupdate options by changing your settings within the Product account information. In very limited cases, updates may still be automatically applied, regardless of the autoupdate setting. For example, we may provide an automatic update that fixes a security breach or vulnerability to your network. We may also provide you with updated Software data files automatically to benefit you, such as to provide you with updated device information to identify new devices in your network. These data files do not update your firmware, but consist of Software files that are cached on your Product and override older files. By agreeing to this Agreement, you agree to automatic updates. Our goal is to provide you with a positive experience when using our apps, products and services, while at the same time keeping your Personal Information, as defined in the Belkin Privacy Policy the “Privacy Policy”, secure. Our privacy practices are described in the Privacy Policy, as well as in separate notices given when an app, product or service is purchased or downloaded. By using Belkin Products or providing us with your Personal Information, you are accepting and consenting to the practices, terms and conditions described in the Privacy Policy.

<http://1a-vermietung.com/images/cable-tray-manual-download.pdf>



At all times your information will be treated in accordance with the Belkin Privacy Policy, which is incorporated by reference into this Agreement and can be viewed here. This license does not apply to Open Source Software contained in the Software. Rather, the terms and conditions in the applicable Open Source Software license shall apply to the Open Source Software. Nothing in this Agreement limits your rights under, or grants you rights that supersede, any Open Source Software license. You acknowledge that the Open Source Software license is solely between you and the applicable licensor of the Open Source Software. You shall comply with the terms of all applicable Open Source Software licenses, if any. License and copyright information for the Open Source Software are disclosed in the Product documentation, within the “Support” tab on Belkin websites and within the “Contact Us” section on Linksys websites. Belkin is not obligated to provide any maintenance or support for the Open Source Software or any Product Software that has been modified by you pursuant to an Open Source Software license. Open source licenses are generally licenses that make source code available for free modification and distribution, but can also apply to technology received and distributed solely in object code form. Therefore, you must treat the Software like any other material protected by laws and treaties relating to international property rights and in accordance with this Agreement. These features are provided solely as a convenience to you. Linked Sites are not under Belkin’s control, and Belkin is not responsible or liable for and does not endorse the content or practices of such Linked Sites, including any information or

materials contained on such Linked Sites. You will need to make your own independent judgment regarding your interaction with these Linked Sites.

You hereby waive and release any legal claim you might have against Belkin with respect to these sites or thirdparty products or services, and your use of these sites, thirdparty products or services. We encourage you to read the terms and conditions and privacy policy of each third party website that you choose to visit. Once accepted, this Agreement remains in effect until terminated. The limited license in this Agreement will be automatically terminated if you fail to comply with any of the terms and conditions in this Agreement. You agree that upon such termination, you will immediately destroy all programs and documentation that relate to the Software, including all copies made or obtained by you, and otherwise cease use of the Software. If the Software has been installed on a personal computer or mobile device, you must uninstall the Software immediately. If the Software is software or firmware embedded on a Product, you must stop using the Product. All provisions of this Agreement except for Section 1 and the limited warranty in Section 12 the first paragraph will survive termination. If you make an eligible software media claim under this warranty during the Warranty Period the "Limited Warranty", Belkin will honor this warranty by replacing the Software media. To make a claim under this Limited Warranty, return the defective media along with the sales receipt directly to Belkin at the following address Belkin International, Inc., 12045 E. Waterfront Drive, Playa Vista, CA 90094. This Limited Warranty is void if failure of the media has resulted from accident, abuse, or misapplication. Any replacement media will be warranted for the remainder of the original Warranty Period or thirty 30 days, whichever is longer.

<http://www.onekaddy.com/wp-content/plugins/formcraft/file-upload/server/content/files/162730209feb4---briggs-and-stratton-375-service-manual.pdf>

In relation to consumers who are entitled to the benefit of the CGA, the media on which Software is provided comes with guarantees that cannot be excluded under New Zealand law, and this Limited Warranty is in addition to any statutory rights such consumers may have under New Zealand law. This Limited Warranty does not apply in Australia. Consumers in Australia have statutory rights in relation to the Software and media on which the Software is provided under the Australian Consumer Law. Belkin does not guarantee or promise any specific level of energy savings or other monetary benefit from the use of the Products or Software or any other feature. Actual energy savings and any associated monetary benefits vary based on factors beyond Belkin's control or knowledge. From time to time, Belkin may use the Software to provide you with information that is unique to you and your energy usage and suggests an opportunity to save money on energy bills if you adopt suggestions or features of the Product or Software. You acknowledge that this information is not a guarantee of actual savings, and you agree not to seek monetary or other remedies from Belkin if your savings differs. All information provided to you by Belkin is provided "as is" and "as available". We cannot guarantee that it is correct or up to date. In cases where it is critical, accessing information through the Software is not a substitute for direct access of the information in the home. You represent and warrant that you are not a citizen of an embargoed or "terrorist supporting" country or a prohibited or restricted end user under applicable U.S. or local export and antiterrorism laws, regulations and lists. You agree to strictly comply with all export control laws and regulations and agree not to export, reexport, divert, transfer or disclose any portion of the Software or any related technical information or materials, directly or indirectly, in violation of any applicable export law or regulation.

cokhixaydung.com/images/uploads/files/casio-dr250hd-manual.pdf

Use of either the Software or user documentation or both constitutes agreement by the U.S. Government that the Software and user documentation are "commercial computer software" and "commercial computer software documentation," and constitutes acceptance of the rights and

restrictions herein. This Agreement constitutes the entire agreement between Belkin and you with respect to the Software and your use thereof and supersedes any conflicting or additional terms contained in any purchase order or elsewhere. No provision of this Agreement may be waived, modified or superseded except by a written instrument accepted by Belkin and you. However, the Belkin Privacy Policy referenced herein is subject to change in the manner described in that document. Belkin may provide translations of this Agreement as a convenience to users. However, in the event of a conflict or inconsistency between the English and any nonEnglish versions, the English version of this Agreement shall govern, to the extent not prohibited by local law in your jurisdiction. Any suppliers of Belkin shall be direct and intended thirdparty beneficiaries of this Agreement, including without limitation with respect to the disclaimers of warranties and limitations on liability set forth herein. Other than as set forth in the preceding sentence, a person or entity who is not a party to this Agreement shall not have any right to enforce any term of this Agreement. No failure or delay in exercising any right or remedy shall operate as a waiver of any such or any other right or remedy. The language of this Agreement shall not be construed strictly for or against either party, regardless of who drafted such language or was principally responsible for drafting it. The rights and obligations under this Agreement are not assignable by you, and any attempted assignment shall be void and without effect. This Agreement shall bind and inure to the benefit of the parties and their successors and permitted assigns.

In the event of any legal proceeding between the parties arising out of or related to this Agreement, the prevailing party shall be entitled to recover, in addition to any other relief awarded or granted, its costs and expenses including reasonable attorneys' and expert witness' fees incurred in any such proceeding. Any action arising out of or relating to this Agreement may be brought exclusively in the appropriate state or federal court in Los Angeles, California, and Belkin and you irrevocably consent to the jurisdiction of such courts and venue in Los Angeles, California. However, if you are a consumer and you live in a country where Belkin markets or distributes the Software, local law may require that certain consumer protection laws of your country of residence apply to some sections of this Agreement. In addition, Belkin may seek injunctive relief in any court having jurisdiction to protect its intellectual property rights. Each of the United Nations Convention on Contracts for the International Sale of Goods and the United Nations Convention on the Limitation Period in the International Sale of Goods is hereby expressly excluded and will not apply to this Agreement. Thirdparty trademarks mentioned are the property of their respective owners. All rights reserved. Check out our Privacy Policy if you'd like to learn more. But to enable the software to do its job you need to activate it first. You need to have always uptodate security software enabled. Then follow the simple steps in the Activation Wizard and after a few clicks your PC should be protected. You just receive an alert telling you that the software has already been installed. To guide you in this online safety discussion, below are stepbystep, ageappropriate plans. This article will guide you in improving your BlueStacks performance by configuring the antivirus software installed on your PC. AVG, Avast, Norton and McAfee are some of the most common.

Doubleclicking will bring up the programs main menu. 1. Avast Antivirus Please update your AVG antivirus settings as described in this article. Check out the official support page of AVG for details. Read this for information on how to do it. Heres how you do it. Read this to know how to do it. This link will tell you how to do it. We hope you enjoy using it. Submit a request. Kali ini saya akan membahas trik sederhana mengupdate Antivirus McAfee v10 dimana versi sebelumnya tinggal download aja file DATnya. Copy folder 4725 ke flashdisk kamu selesai deh Apabila ada pesan minta di replace, replace saja filenya dengan file yang udah kamu copy dari wnet tadi selesai deh. Sekarang kamu buktiiin sendiri. Artinya virus baru dapat terdeteksi oleh mcafee Help Please ! Seharusnya di dalam folder tersebut ada berapa file Ada yang tau caranya gak ya. Udah aku minumin ansav pe beta tapi belum sembuh Sekarang saya coba TIDAK BISA LAGI. Itu kenapa yah Setelah saya lihat aboutnya yang ada cuma tulisan UNAVAILABLE untuk ENINGENE VERSIEN, DAT VERSIN

dan DAT FILE CREATED. Semuanya UNAVAILABLE, pada hal dulu bisa loh boss. Tolong dong bossssss kenapa yah Tolong bantu ya dari Bagansiapiapi nich Terimakasih. Sitaboyan at IRC dalnet. This kind of clever work and coverage. Keep up the very good works guys I've incorporated you guys to my personal blogroll. I will bookmark your blog and check again here regularly. I am rather sure I will be informed lots of new stuff proper right here. Good luck for the next! I have joined your rss feed and look ahead to in search of more of your great post. Also, I have shared your website in my social networks Beritahu saya pospos baru lewat surat elektronik. Untuk mengetahui lebih lanjut, termasuk cara mengontrol cookie, lihat di sini. Please contact your administrator. This may take 310 minutes. Click Yes on the User Account Control dialog. You may need your computers administrator username and password. The folder viewed in step 4 should now be empty.

You should see three programs listed. Begin by uninstalling McAfee Endpoint Security Firewall. Its been designed primarily to stop ransomware from encrypting and taking your data hostage, but it also protects files from unwanted changes from other malicious applications. When enabled, it uses a mechanism to track the apps executable files, scripts, and DLLs, trying to make changes to files in the protected folders. If the app is malicious or not recognized, the feature will block the attempt in realtime, and youll receive a notification of the suspicious activity. Although its not possible to modify the default list, if you have files in a different location, you can manually add other paths. Or click the Browse all apps option. This means that the security feature wont be available if you use a thirdparty antivirus. Heres a guide to everything a new player needs to know about Mortal Shell. Look no further. These are the best apps for your new Windows 10 PC. You can unsubscribe at any time and well never share your details without your permission. Solution 1 Follow the steps below in order to complete the manual update process. Please see the following article for the current update sites needed to be excluded in your firewall. The cybersecurity firm Guardicore has recently published a research report on a new peertopeer. The outage of Google's services affected millions of users worldwide. According to people's reports. It is suspected that customer records have also been compromised during the attack. Carnival Corporation is an operator of over 100 cruise ships that. The two agencies claim that the malware has been created and distributed by Russian military hackers and has been used in real. According to the findings, the hacking group has been focused on corporate espionage and has been targeting. TeamViewer's team has recently launched a new update of its.

Users who have NoblePCAP on their computers may experience various serious system issues, thus they should remove the threat as soon. Pushwelcome.com is known to cause browser redirects and different popup advertisements in addition to security vulnerabilities. Most of the Internet browsers. The reason is AllConvertersSearch can integrate with almost any browser and modify its settings. Experts describe Ernmentwei as a browser hijacker that gets distributed with the help of other. Users who have "Lets get directly to the point" on. In the past we have worked with the team at TinySoftware.com to effectively help users who have reached out to us with malware infections concerning website servers and entire company networks. HowToRemove.Guide is a website dedicated to helping thousands of malwareinfected users every day through selfhelp removal guides. Recently we expanded into general security, software reviews and backups, while the folks at TinySoftware.com became increasingly interested in the consumer malware removal niche. The experience and expertise TinySoftware.com brings to the table will allow us to rapidly improve the technical help we bring to our users, which will in turn lead to better service we hope we hope will turn into a community. The services and pages on TinySoftware.com will remain on this website and will be accessible to all users who need them. We also provide comprehensive and easytofollow malware removal guides. Watch our videos on interesting IT related topics. Ok Read more. This page requires Javascript. Modify your browsers settings to allow Javascript to execute. See your browsers documentation for specific instructions. Click here It is important to protect your PC by installing antivirus software and keeping the antivirus definitions up to date. Before installing antivirus

software, use one of the methods below to see if antivirus software is already installed and enabled on your device.

Renewing your subscription helps protect your system against new threats. You might need to expand the system tray to show hidden icons. New viruses are created and released often, and without antivirus software, the files and folders on the computer are at risk. If you found antivirus software on your computer in the previous step, skip to the next step. Other HP computers might come with free trial versions of other antivirus software. These trial versions are usually limited versions that can be kept up to date for a specific period. After the period expires, your computer becomes more vulnerable to new viruses and security threats. It is important to upgrade or refresh the subscription to keep virus definitions current and continue protecting your computer. Many ISPs offer free or inexpensive antivirus software to their subscribers. Having multiple programs installed might make the computer slow, erratic, and potentially unprotected. A virus definition file is a list of known viruses that the antivirus software uses to find and eliminate viruses. We apologize for this inconvenience and are addressing the issue. Please try again shortly. Our payment security system encrypts your information during transmission. We don't share your credit card details with thirdparty sellers, and we don't sell your information to others. Please try again. Please try again. Windows 8. Windows 10. Windows 7 The number of computers eligible for installation may vary. In order to navigate out of this carousel please use your heading shortcut key to navigate to the next or previous heading. In order to navigate out of this carousel please use your heading shortcut key to navigate to the next or previous heading. Page 1 of 1 Start over Page 1 of 1 In order to navigate out of this carousel please use your heading shortcut key to navigate to the next or previous heading. Register a free business account Please try your search again later.

<http://superbia.lgbt/flotaganis/1649314306>